

MUSTANG INDUSTRIAL CORP.

EARNINGS CONFERENCE

CODE : 5460 TW

DATE: JUNE 24TH 2025

SAFE HARBOR NOTICE

- THIS PRESENTATION CONTAINS CERTAIN FORWARD-LOOKING STATEMENTS THAT ARE BASED ON CURRENT EXPECTATIONS AND ARE SUBJECT TO KNOWN AND UNKNOWN RISKS AND UNCERTAINTIES THAT COULD CAUSE ACTUAL RESULTS TO DIFFER MATERIALLY FROM THOSE EXPRESSED OR IMPLIED BY SUCH STATEMENTS.
- EXCEPT AS REQUIRED BY LAW, WE UNDERTAKE NO OBLIGATION TO UPDATE ANY FORWARD-LOOKING STATEMENTS, WHETHER AS A RESULT OF NEW INFORMATION, FUTURE EVENTS OR OTHERWISE.

OUTLINE





Company Overview

INTRODUCTION

- DATE OF ESTABLISHED : 1972 / 12 / 14
- DATE OF STOCK LISTING : : 2000 / 09 / 28
- TAIWAN HEADQUARTER : NO 1, LANE 429, MING-AN RD., HSIN-CHUANG DIST., NEW TAIPEI CITY, TAIWAN, 24258
- NO. OF EMPLOYEES : 76(TAIWAN 2025/05)
- PAID-IN CAPITAL : NT\$588 MILLION
- CHAIRMAN OF THE BOARD : MR. JACK LIU

BRIEF

1972

- Established at 1972 to produce stamping dies and metal stamping parts.

1990

- Started Profit Center System.

1993

- Received ISO 9002 certification.

1996

- Received the “National MSE Award of 1996”.

1997

- Changed company name in Chinese.

1998

- Received "Rising Star Award" for huge production of tuner frames.

1999

- Established a subsidiary, "Suzhou Xinxin Electronic Technology Co.,Ltd." in China.

2000

- Became a Listed Company on OTC with Stock Code 5460.

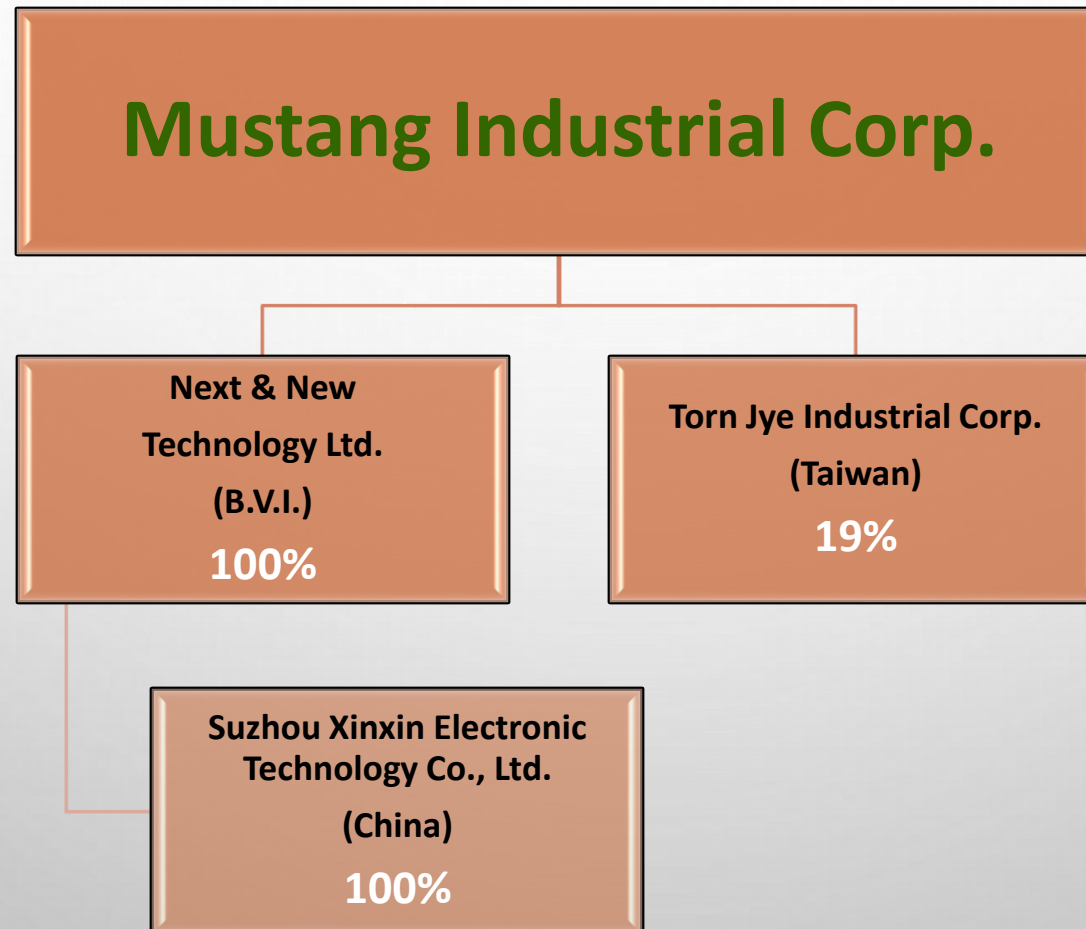
2009

- Received ISO 9001-2008 certification.

2017

- Received ISO 9001-2015 certification.

GROUP ORGANIZATION



BUSINESS PHILOSOPHY

- **HONESTY**
- **INNOVATION**
- **ACTION**

OUR VISION & STRATEGIES

- **OUR VISION :**

STRIVE FOR EXCELLENCE, OUTPACING RIVALS


- **4 STRATEGIES TO REACH :**

1. **DRIVE REVENUE GROWTH:**
PROMOTES PROACTIVE EFFORTS TO INCREASE REVENUE.
2. **ENHANCE CUSTOMER SATISFACTION:**
EMPHASIZES DELIVERING EXCEPTIONAL CUSTOMER EXPERIENCES.
3. **OPTIMIZE PROCESSES:**
HIGHLIGHTS IMPROVING EFFICIENCY AND STREAMLINING OPERATIONS.
4. **FOSTER CONTINUOUS LEARNING:**
ENCOURAGES A CULTURE OF LIFELONG LEARNING AND ADAPTABILITY.

WON AWARDS



1993
Award for Outstanding
Computerization



1993
Received ISO 9002
certification



1996
Received the
National MSE
Award



1998
Rising Star Award



2017
Received ISO 9001-
2015 certification



Main Products

PRODUCT ITEMS

- 1. MAIN BUSINESS LINES :

- (1) METAL STAMPING PARTS : 99%

- (2) METAL STAMPING DIES & OTHER : 1%

- 2. PRODUCT ITEMS :

- (1) DIVERSE STAMPED ELECTRONIC COMPONENTS USED IN COMMUNICATION, INFORMATION, AUTOMOTIVE, MEDICAL, AND CONSUMER ELECTRONIC PRODUCTS. INCLUDING: METAL SHIELDING, METAL COVERS, BASES, BRACKETS, BAFFLES, CONTACT SPRING, FRAMES, AND OTHER RELATED METAL STAMPED PARTS AND COMPONENTS

- (2) METAL STAMPING DIES .


- 3. NEW PRODUCT DEVELOPMENT (NPD) :

- CUSTOMIZING STAMPING DIES AND STAMPING ELECTRONIC COMPONENTS TO CUSTOMER NEEDS.


NETWORK & COMMUNICATION



RF-Shielding / Cover



RF shielding Can & Module



Heat Conductive Shielding Cover




Bezel & Chassis Set Top Box


HAND HELD & MOBILITY



Metal PIFA Antenna



Shielding & Cover




Bracket & Metal Base _ Smart phone




Various Heat Spreader


DISPLAY & OPTICAL DEVICE




Precision Part for Projector



Metal Part for Digital Camera



Precision Stamping Component



Metal Bracket for TFT LCD Monitor


OTHER METAL STAMPING APPLICATION



Precision Stamping _Micro Motor/Driver



Medical device



Heat Spreader & Module

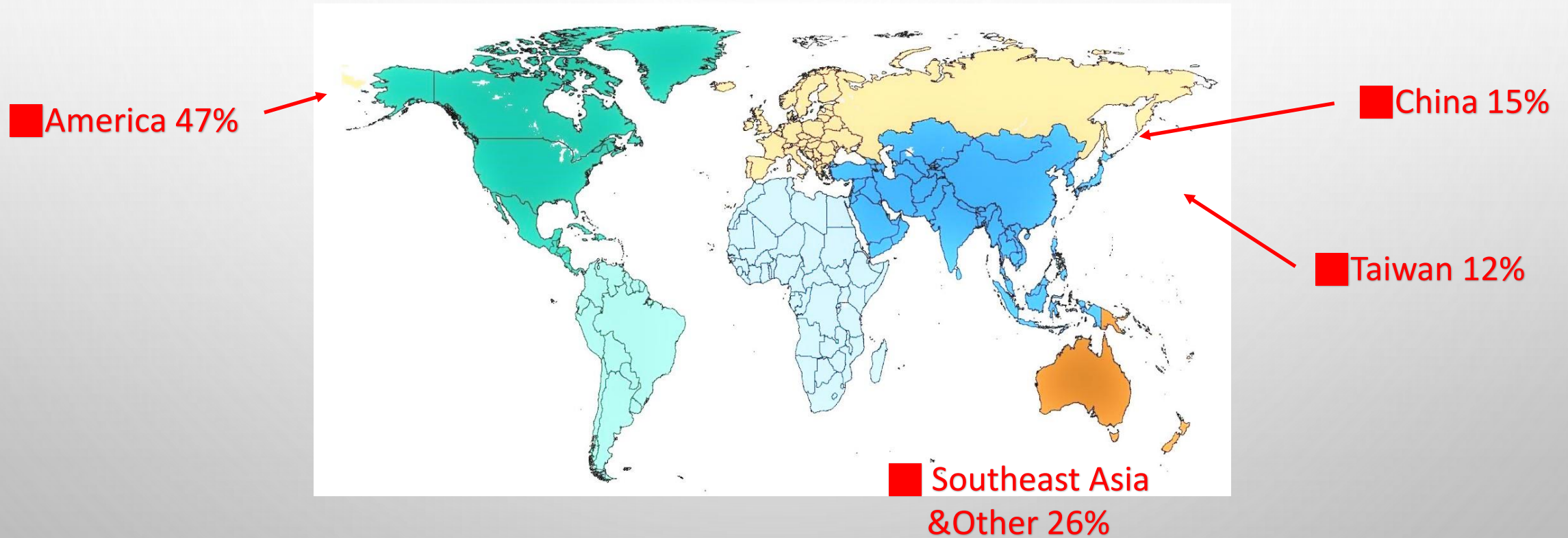


Deep Drawing Component

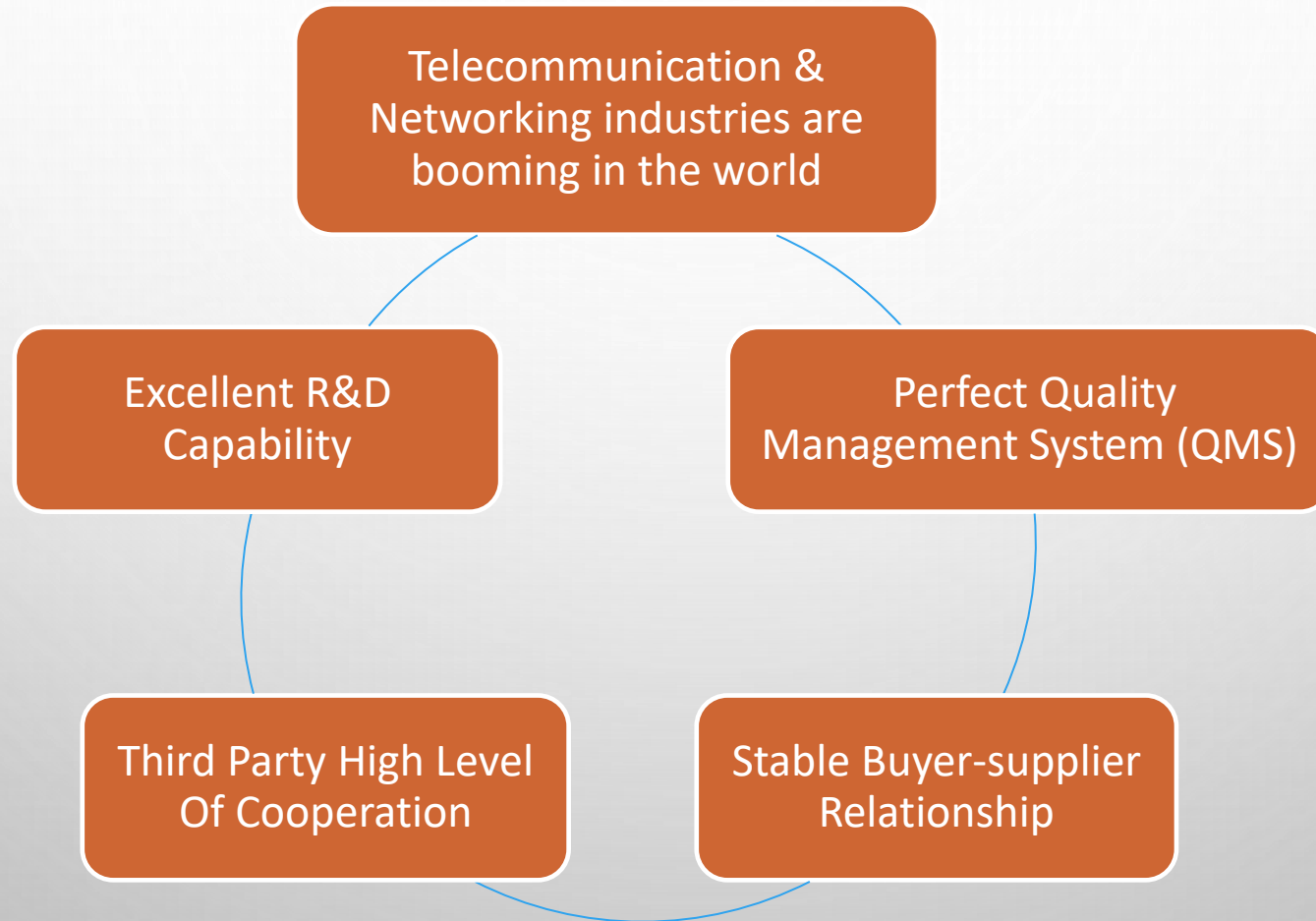


Business Review

SALES DISTRIBUTION



COMPETITIVE ADVANTAGE



DEVELOPMENT PLANS

- SHORT-TERM GOALS :
 - STRIVE FOR OPPORTUNITIES TO INCREASE ORDERS FROM EXISTING CUSTOMERS THROUGH SUPERIOR SERVICE AND HIGH-QUALITY PRODUCTS.
 - LEVERAGE PAST EXPERIENCE TO EXPAND TO SIMILAR CUSTOMERS IN THE INDUSTRY.
 - INVEST IN AUTOMATED EQUIPMENT TO REDUCE LABOR COST.
 - EXPLORE DIFFERENT MARKET SEGMENTS.
 - DEVELOP PRODUCT APPLICATIONS AND TARGET POTENTIAL CUSTOMERS IN VARIOUS INDUSTRIES.
- LONG-TERM GOALS :
 - UNDERSTAND CUSTOMER DEMAND TO ADJUST THE ORGANIZATIONAL STRUCTURE AND PRODUCTION MODEL ACCORDINGLY.
 - EVALUATE THE ORGANIZATIONAL STRUCTURE AND PRODUCTION MODEL TO OPTIMIZE DELIVERY IN DIFFERENT MARKET SEGMENTS.
 - COLLECT MARKET INFORMATION & DEVELOPMENT TO ANTICIPATE FUTURE TRENDS AND PROVIDE INNOVATIVE TECHNOLOGY SOLUTIONS.



Financial Performance

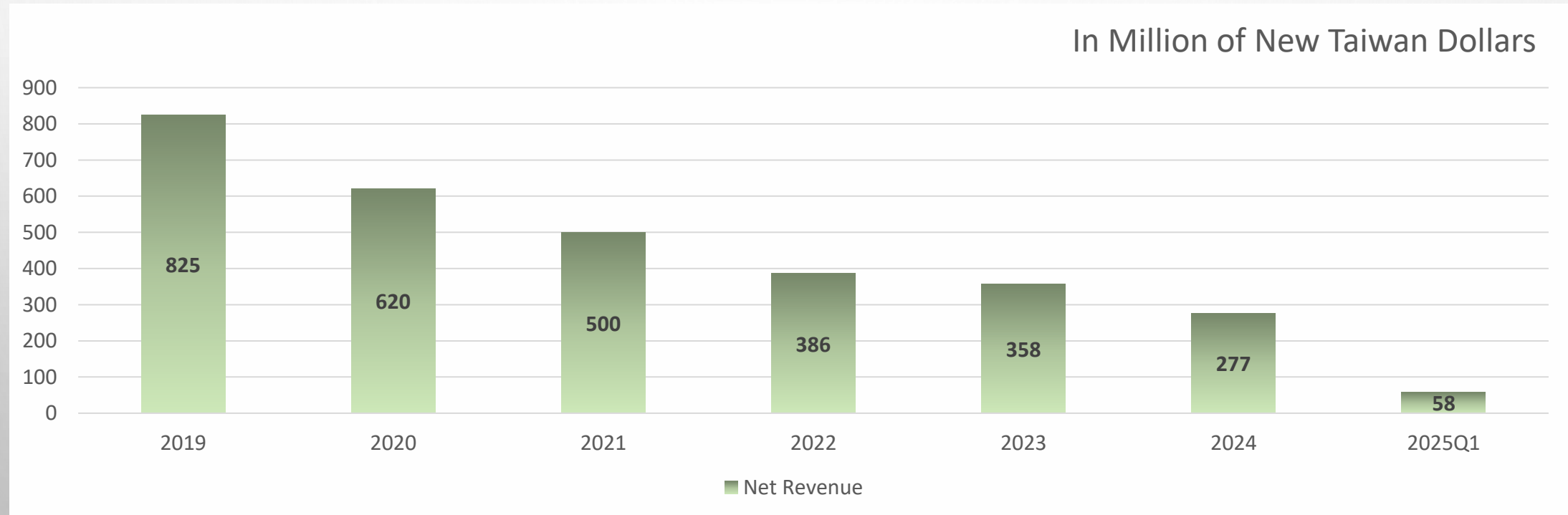
STATEMENT OF COMPREHENSIVE INCOME

In Thousands of New Taiwan Dollars

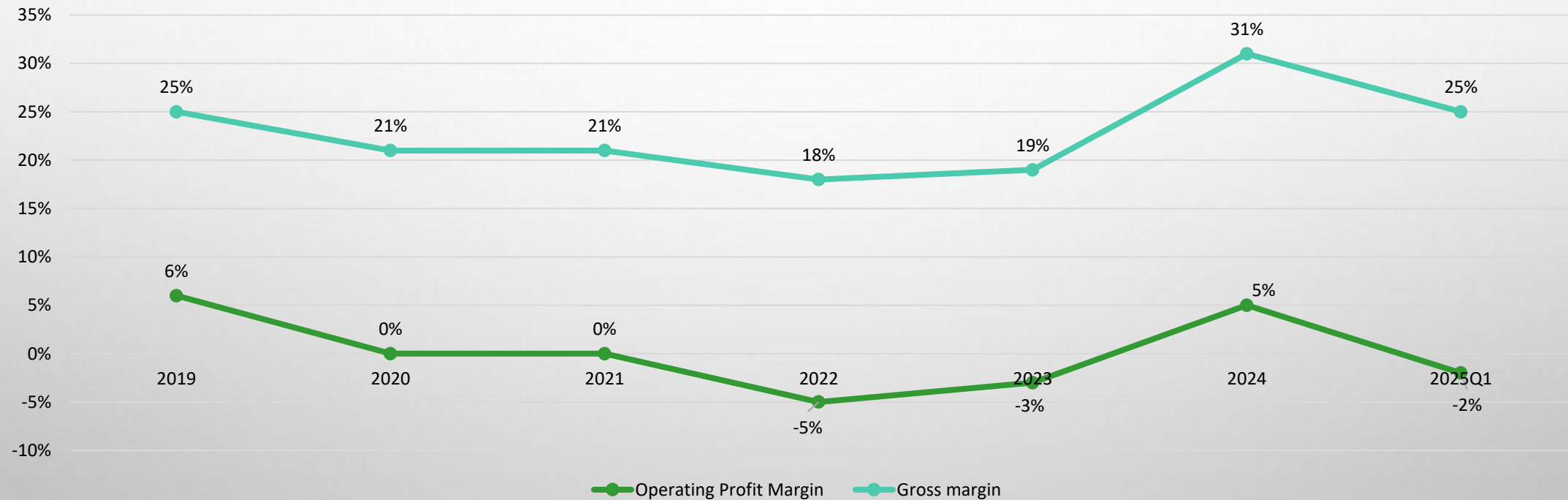
Year	2022		2023		2024		2025Q1	
Item	金額	%	金額	%	金額	%	金額	%
Net Revenue	386,191	100%	357,858	100%	276,728	100%	57,863	100%
Gross Profit	70,769	18%	69,495	19%	84,791	31%	14,359	25%
Operating Expenses	101,073	26%	93,747	26%	91,083	33%	21,703	38%
Income From Operations	(30,316)	(8%)	(24,255)	(7%)	(6,306)	(2%)	(7,345)	(13%)
Non–operating income and expenses	10,179	3%	8,307	3%	23,209	8%	6,232	11%
Income Before Income Tax	(20,137)	(5%)	(15,948)	(4%)	16,903	6%	(1,113)	(2%)
Net Income	(19,933)	(5%)	(11,994)	(3%)	13,201	5%	(984)	(2%)
EPS (Unit: NT\$)	(0.34)		(0.20)		0.22		(0.02)	



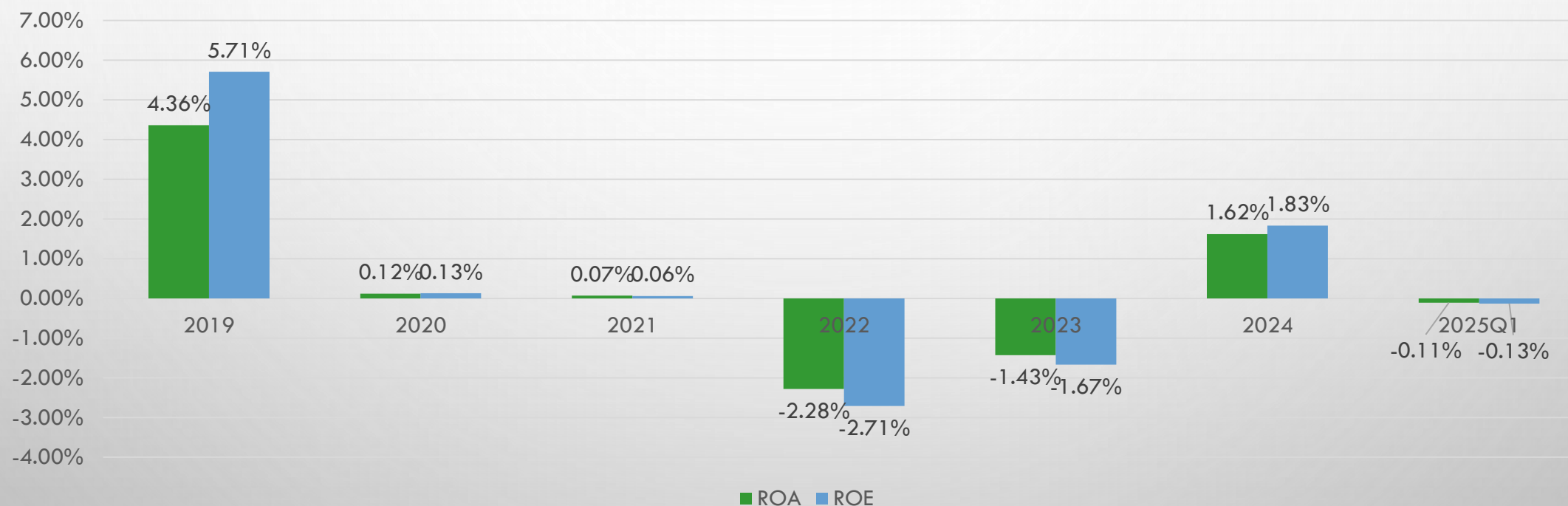
REVENUE OVER THE YEARS



PROFIT OVER THE YEARS



RETURN RATE OVER THE YEARS



DIVIDEND POLICY

Year	2019	2020	2021	2022	2023	2024
EPS (NT\$)	0.72	0.02	0.01	(0.34)	(0.20)	0.22
Cash Dividends(NT\$)	0.55	0.1	0	0	0	0
Dividend Payout Ratio(%)	76.39	500	-	-	-	-
Dividend yield (%)	4.76	0.77	-	-	-	-

※Dividend Yield = Cash Dividends Per Share/Closing price on the day before the ex-dividend



同協電子股份有限公司

Mustang Industrial Corp.

~Thank You~